

# DesignMax DM6PE

## pendant loudspeaker

### Product Overview

With a coaxial two-way design, the 125-watt DesignMax DM6PE loudspeaker offers rich lows and clear, intelligible highs — along with premium aesthetics that complement any commercial sound installation. The DM6PE pendant loudspeaker features a coaxial 6.5-inch woofer and a 1.25-inch tweeter mounted within the Dispersion Alignment system, and delivers a frequency range of 62 Hz – 20 kHz. The DM6PE is IP55 outdoor-rated and features a recessed single-point suspension system for a sleek, attractive appearance. All models are available in black or white.



### Key Features

**Complete any commercial sound installation** with 16 DesignMax loudspeakers to mix and match, including in-ceiling, surface-mount, and pendant form factors, subwoofers, high-SPL compression-driver models, compact low-profile models, and outdoor-rated options

**Choose from three DM6 models** — the in-ceiling DM6C, the surface-mounted and outdoor-rated DM6SE, and the sleek, outdoor-rated DM6PE pendant loudspeaker

**Deliver rich lows and clear, intelligible highs with a coaxial two-way design** — no DSP or EQ required. For even better sound, combine with select Bose Professional DSPs and amplifiers to enable Bose Professional loudspeaker EQ and SmartBass processing, which expands performance and response at any listening level

**Ensure a consistent listening experience** throughout the room with the Dispersion Alignment system, which matches the coverage of the woofer to the pattern of the tweeter

**Blend with any room design** with elegant form factors, minimum-bezel grilles available in black or white, and removable logos

**Install easily with industry-standard accessories** — all models include Euroblock connectors; in-ceiling models include plenum-rated backcans, tile bridges, and front-access audio wiring that makes installation and troubleshooting easier

**Install DM6PE outside** — IP55 rating with powder-coated steel grille for outdoor use

**Provide an open, attractive aesthetic** with pendant loudspeakers featuring a recessed single-point suspension system that keeps hardware out of sight and can be used to hold and hide a service loop for easy access

### Technical Specifications

SINGLE LOUDSPEAKER PERFORMANCE		
Frequency Response (-3 dB) <sup>1</sup>	75 – 20,000 Hz	
Frequency Range (-10 dB) <sup>1</sup>	62 – 20,000 Hz	
Nominal Coverage Angle (1 – 4 kHz)	115° conical	
Nominal Coverage (1 – 10 kHz)	115° conical	
	AES transducer test <sup>4</sup>	Bose Professional extended-lifecycle test <sup>5</sup>
Power Handling, Long-term Continuous	125 W	100 W
Power Handling, Peak	500 W	400 W
Sensitivity SPL / 1 W @ 1 m <sup>2</sup>	89 dB	89 dB
Calculated Maximum SPL @ 1 m <sup>3</sup>	110 dB	109 dB
Calculated Maximum SPL @ 1 m, Peak	116 dB	115 dB
Crossover	1.7 kHz (passive 2-way crossover)	
Loudspeaker EQ	Not required. Bose Professional EQ voicing and SmartBass available.	
Recommended High-Pass Protection	60 Hz with minimum 24-dB/octave filter	
Transformer taps	70V: 2.5, 5, 10, 20, 40, 80 W, bypass	
	100V: 5, 10, 20, 40, 80 W, bypass	

For additional specifications and application information, please visit [BoseProfessional.com](https://www.boseprofessional.com). Specifications subject to change without notice. 09/2024

## TECHNICAL DATA

# DesignMax DM6PE

## pendant loudspeaker

<b>TRANSDUCERS</b>	
Low Frequency	1 × 165 mm (6.5 in) woofer
High Frequency	1 × 32 mm (1.25 in) neodymium dome tweeter, coaxially mounted, weather-treated
Technology	Dispersion Alignment System, 197 mm (7.75 in) system diameter
Nominal Impedance	8 Ω (transformer bypass)
<b>PHYSICAL</b>	
Enclosure Material	Engineered plastics, highly UV fade-resistant
Grille	Perforated steel, powder-coated finish, paintable <sup>6</sup>
Logo	Rotatable, removable
Color	Black (RAL 9005), white (RAL 9003), paintable <sup>6</sup>
Environmental / Ingress Protection	Outdoor per IEC 529 IP55 (suitable for use outdoors in wet locations), weather-resistant input cover
Safety Agency	UL Listed, UL 1480A, UL 2239 for suspension cable, NFPA 70 & NFPA 90A, CE-compliant
Operating Temperature Range	-25 °C to 65 °C (-13 °F to 149 °F)
Connectors	Euroblock 6-pin connector with loop-through, mounted on top. Accepts 18 AWG (0.8 mm <sup>2</sup> ) to 14 AWG (2.5 mm <sup>2</sup> ) size wire. Includes input cover.
Suspension/Mounting	Each DM6PE has one (1) suspension attachment point and one (1) safety cable attachment point. Included is one (1) 4.5 m (15 ft) adjustable suspension cable.
Product Dimensions (enclosure diameter × depth)	308 × 375 mm (12.1 × 14.8 in)
Cable Dimensions (diameter × length)	2 mm × 4.57 m (0.08 in × 15.00 ft)
Net Weight, Loudspeaker (single)	5.7 kg (12.5 lb)
Shipping Weight (pair)	15.01 kg (33.09 lb)
Included Accessories	Each DM6PE includes one (1) adjustable suspension cable system, four (4) cable ties, (1) weather-resistant input cover
Optional Accessories	Threaded rod adapter, conduit adapter, pendant suspension cable kit (pair)
<b>PRODUCT CODES</b>	
Black	841168-0110 DESIGNMAX DM6PE PAIR BLK
Black (new)	841168-0120 DESIGNMAX DM6PE PAIR BLK
White	841168-0210 DESIGNMAX DM6PE PAIR WHT
White (new)	841168-0220 DESIGNMAX DM6PE PAIR WHT
Threaded rod adapter (pair)	850571-0010 DESIGNMAX PENDANT THREADED ROD ADAPTER
Conduit adapter (pair)	854381-0010 DESIGNMAX PENDANT CONDUIT ADAPTER
Pendant suspension cable kit (pair)	852582-0010 PENDANT SUSPENSION CABLE KIT

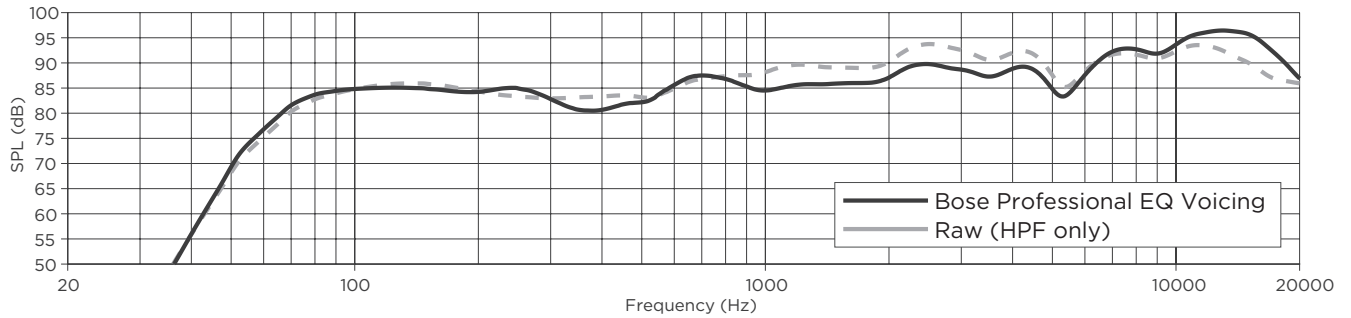
### Footnotes

1. Frequency response and range measured on-axis in whole-space environment with recommended EQ voicing.
2. Sensitivity measured on-axis in whole-space environment averaged 100 Hz – 10 kHz using recommended high-pass protection.
3. Maximum SPL calculated from sensitivity and power handling specifications, exclusive of power compression.
4. AES standard 2-hour duration with IEC system noise.
5. Bose Professional extended-lifecycle test using pink noise filtered to meet IEC268-5, 6-dB crest factor, 500-hour duration.
6. Choose a paint that is specifically designed for use with polypropylene (PP) plastics.

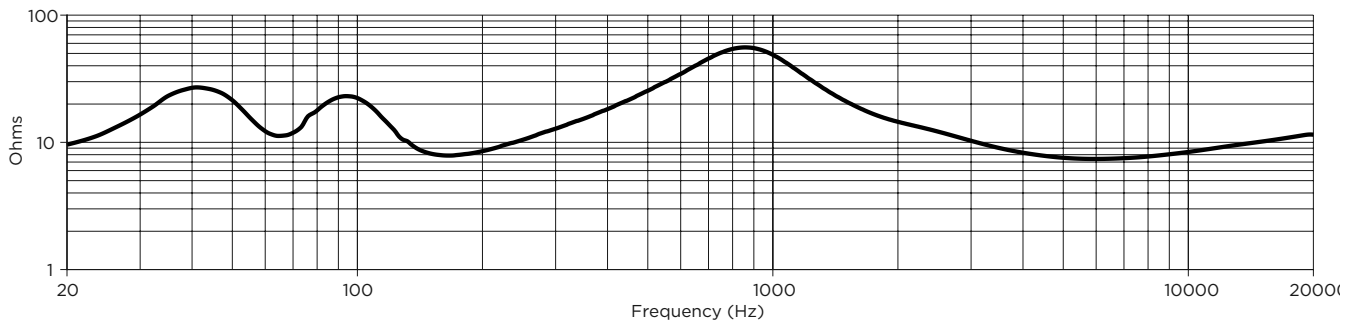
# DesignMax DM6PE

pendant loudspeaker

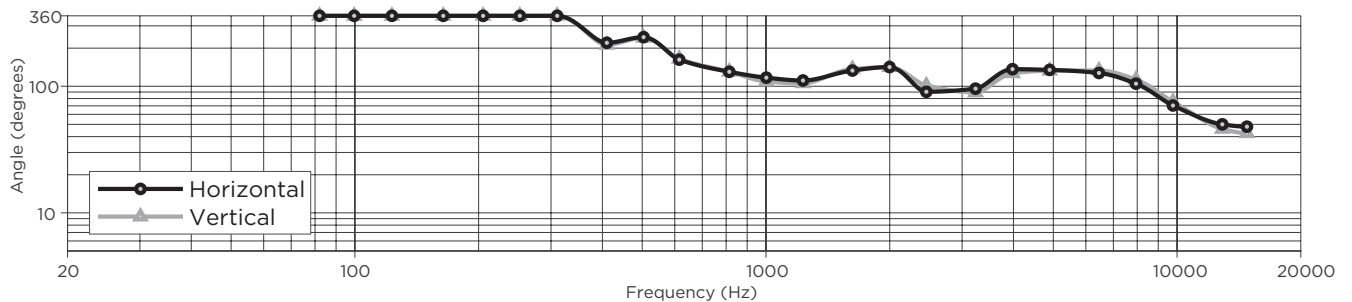
## On-axis Response



## Impedance



## Beamwidth <sup>7</sup>



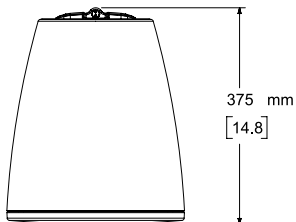
7. Measured in whole-space environment.

## TECHNICAL DATA

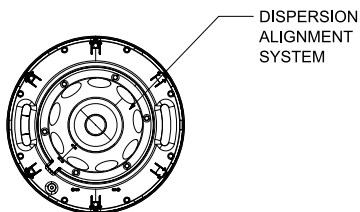
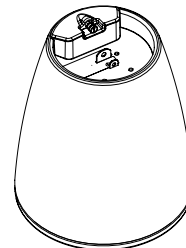
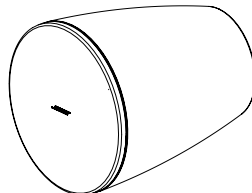
# DesignMax DM6PE

pendant loudspeaker

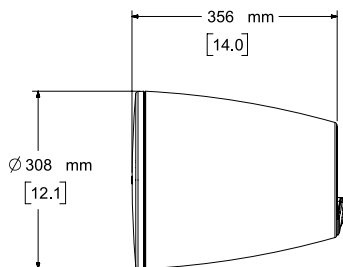
### Dimensions<sup>8</sup>



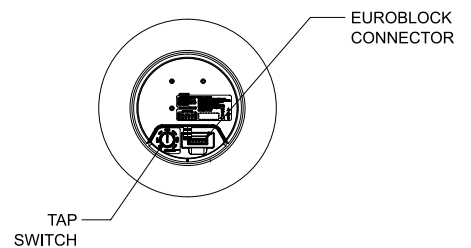
**Side View**



**Front View**  
GRILLE REMOVED FOR CLARITY



**Right View**  
DIMENSIONS APPLY TO BOTH SIDES



**Rear View**  
TOP CAP REMOVED FOR CLARITY

8. Dimensions are shown in millimeters over inches.

©2024 Transom Post OpCo LLC. All rights reserved. DesignMax and SmartBass are trademarks of Transom Post OpCo LLC. Bose is a trademark of Bose Corporation. All other trademarks are the property of their respective owners.

For additional specifications and application information, please visit [BoseProfessional.com](https://www.boseprofessional.com). Specifications subject to change without notice. 09/2024